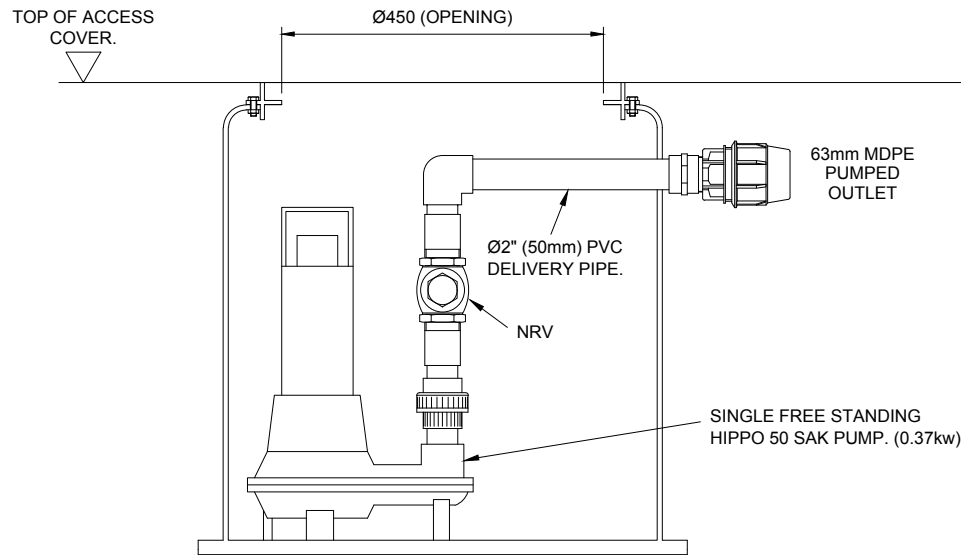
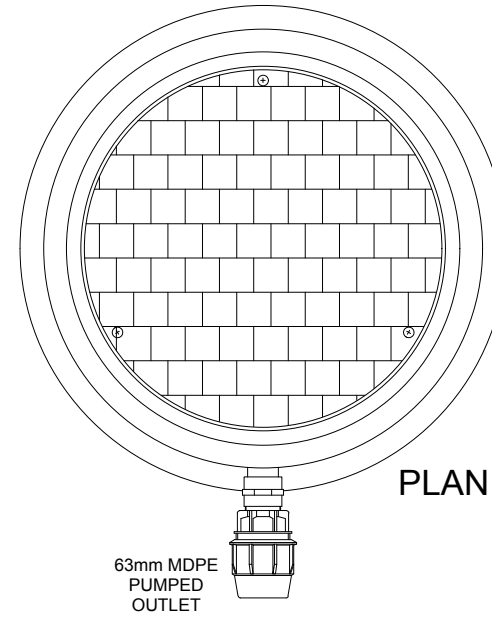


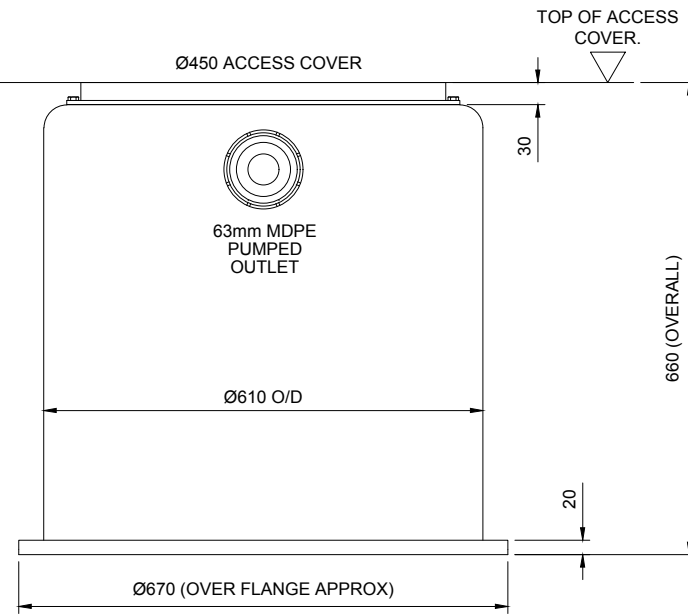
GENERAL NOTE:

All tanks are subject to a 2.5% tolerance on all dimensions.
Any internals (if shown) are for guidance only, and may vary in design / individual specifications.

NO INLET CONNECTION FITTED.
1 x Ø110mm RUBBER SEAL
SUPPLIED LOOSE WITH TANK.



SECTION THRO' TANK



REV	DESCRIPTION	DATE	SIG	REV	DESCRIPTION	DATE	SIG
A	For Approval	24.05.24	O.B.				

THIS DRAWING IS THE PROPERTY OF MARSH INDUSTRIES LTD. AND MUST NOT BE REPRODUCED OR CIRCULATED FOR ANY PURPOSE WHATSOEVER WITHOUT FIRST OBTAINING WRITTEN CONSENT FROM THE MARSH INDUSTRIES LTD.

ORIG.	CHRD	APPD
SCALE	N.T.S.	DATE
		24.05.2024

3 RD ANGLE PROJECTION

DO NOT SCALE IF IN DOUBT ASK

CLIENT

TITLE

"SUMP2DRAIN"
FOUL WATER PUMP SET.
(SINGLE HIPPO 50 SAK PUMP)
Ø 600 x 600 DEEP. 6m HEAD
(190L STORAGE)

UNITS 9-13 ADDINGTON PARK IND. EST.,
LITTLE ADDINGTON, KETTERING,
NORTHAMPTONSHIRE, NN14 4AS.

MARSH INDUSTRIES

Leaders in off-mains drainage

MODEL : MARSH190F-6

REV A